1ST GREENSIDE SCOUT GROUP



Advancments & Interest Badges

welcome to the
1st greenside cub pack

You may have been waiting a long time to begin your journey through the Scouting programme and at last you have been invested as a Cub. You will be glad that you have become a Cub and in the best Group. Like all children you enjoy playing games, having fun and learning all sorts of new and interesting things while learning new skills that will help you for the rest of your life.

This booklet set out the requirements that you will need to complete in order to achieve advancement through the Cub Programme. Allot of the requirements and tests will be completed when you attend and participate in the meetings every Friday and during special events arranged by the Scouters. However, there are some projects and tests that require perseverance and the involvement of your parents so read through the levels and challenges and let your journey through the Cub Pack be filled with fun and enjoyment.

advancements & challenge awards

silver wolf advancement



Name: _____

awareness

No	Test	Passed	Date
Healthy Body			
Show that you are doing your best while playing games and activities during pack meetings			
Show that you understand how to look after yourself when you are outdoors and active on a sunny day.			
Any Three			
	Throw a ball to somebody else, & catch it again 8 times out of 10.		
	Dribble a soccer ball and shoot a goal ***OR*** hit a ball with a bat, three times out of six bowls.		
	Learn to ride a bike and ride 100m		
	Climb a tree		
	Learn to swim and be able to do a duck dive		
Healthy Living			
Explain the importance of washing your hands before handling food, before eating, and after using the washroom.			
Know and understand the importance of good eating habits.			
Show that you understand why you should keep your body, hands, nails and teeth clean.			
Healthy Mind			
Know the story of Kim.			
Play sense training games involving sight and touch and achieve a 70% score.			
Take part in a memory game with your Pack.			
Write and decipher a simple code.			
Living with Nature			

As part of a Pack activity outdoors, show that you know and practise the Outdoor Code.		
Make an item using natural materials		
Growing Things		
Grow a seed (pea, bean, mealie or bulb) in a transparent container. When it is big enough plant it in soil.		
Explain to a Pack Scouter what conservation means.		
Conservation		
Name three natural resources which are important to conserve.		
Show a Pack Scouter how you can help to conserve them		
Our precious Planet		
Find out three things that can cause water pollution and show how you could possibly undo pollution in water.		
Demonstrate how clean or dirty the water is that you use ***OR*** Demonstrate how clean or dirty the air is that you use.		
Make a pooter to examine insects ***OR*** Make a water scope to observe life underwater.		
Badge Awarded		

community



No	Test	Passed	Date
Service			
	Keep a diary of good turns for a week showing how you have helped other people		
	Keep your room or living area tidy for at least one month		
	Do something special to help a Leader during a pack meeting or activity.		
	Make a gift and give it to a friend or family member		
Entertaining			
	Participate in traditional dancing, a jungle dance or rhythmic body exercises		
	Take part in a play-acting activity with your Six		
Communication			
Any Two			
	Take part in a joint Pack meeting with another Pack		
	Learn to say hello, goodbye and thank-you in another language and teach them to your Leader/Pack		

	Take part in a cultural activity with your Pack.		
	Badge Awarded		

outdoor



No	Test	Passed	Date
Camp craft			
	Learn about fire safety and show the correct way to strike a match.		
	Lay and light a cooking fire and successfully boil a mug (or similar) of water.		
	Using an alternate fuel source, show how it can be used to heat up soup (or similar).		
Camping			
	Spend a day with older Cubs on a Cub camp		
Hiking			
	Go on a nature ramble with your Pack and listen to and identify sounds, look for and identify, if possible, some interesting natural objects.		
	Attend at least two outdoor outings with your Pack, District, Prov.		
Compass & Mapping			
	With a Scouter, go outdoors and point out where the sun rises, the path it travels and where it sets.		
	Know the eight main points of the compass.		
	Identify a simple object viewed from the side and top to illustrate the difference in shape.		
	Draw a simple map of your home or meeting place showing the different rooms and doorways.		
Trails			
	Know how to make and recognise at least ten woodcraft signs.		
	Follow a woodcraft trail.		
Knotting			
	Make and Use a Reef Knot		
	Make and Use a Slip Reef Knot		
	Make and Use a Round turn and two half hitches		
	Make and Use a Figure of Eight		
	Know how to hank a short rope.		

Successfully take part in three separate games and/or activities which involve using knots.		
Flags & Countries		
Behave correctly during all ceremonies and during the singing of national anthems.		
Learn the words of the national anthem and sing it together with other Cubs.		
Draw and colour the South African flag.		
Show that you respect your uniform and understand the importance of wearing it.		
Jungle Book		
Know the names and characters of 8 animals from the Jungle Book.		
Badge Awarded		

aptitude



No	Test	Passed	Date
Water Safety			
	Know the safety rules to follow when in or near water.		
	Explain the dangers of swimming in the type of water found in your area.		
	Explain the buddy system.		
Home Safety			
	Know the common causes of accidents in the home.		
	Know what to do in the case of accidents at home or at your pack meeting place.		
	Carry a message and deliver it politely and correctly.		
Road			
	Show that you know the basic rules of the road as a pedestrian		
Personal Safety			
	Explain the dangers of talking to strangers.		
	Know the importance of saying "NO" to any adult who wants to do something that makes you feel uncomfortable		
	Know what to do when you are alone at home.		
First Aid			
	Know the importance of summoning adult help in the case of accidents.		

Show how to treat a simple cut and graze.		
Show how to treat a bleeding nose.		
Make a simple emergency kit and know how to use it.		
Use your scarf or a triangular bandage as an arm sling.		
Time		
Show how to tell the time and demonstrate the importance of being punctual.		
Badge Awarded		

promise & law

No	Test	Passed	Date
Faith			
	Be able to say the Cub Prayer.		
Promise & Law			
	Show that you are keeping your Promise & Law and that you have a growing understanding of your duty to God and your duty to your country		
	Badge Awarded		

gold wolf advancement



Name: _____

awareness



No	Test	Passed	Date
Healthy Body			
	Show a sportsmanlike attitude in all Pack games and activities and know why this is important.		
	Explain the dangers of sunburn & heat exhaustion & how to prevent them.		
Any Four			
	Be able to hop around a figure of eight, each loop with a diameter of about 4 metres, changing feet at the start of the second loop.		
	Climb a rope to a height of three metres.		

	Do TWO of the following: headstand, handstand, cartwheel, star jumps, leap-frog over a Cub your own size.		
	Run Scout's pace over a 1 km course in eight minutes.		
	Swim 25 metres and then tread water for 60 seconds if in fresh water or 120 seconds if in sea water.		
Healthy living			
Understand the importance of always drinking clean drinking water. Demonstrate how to make water safe for drinking, if no clean water is available.			
Find out about two infectious diseases and discuss with your Pack Scouter/Pack how to prevent them from spreading.			
Understand what effect smoking, alcohol & drug abuse may have on your body.			
Healthy Mind			
Learn to play a board game.			
Play sense training games using all 5 senses & achieve a 70% score.			
Write and decipher a complex code.			
Living with Nature			
Build a simple bird-feeder and observe the birds that visit it for at least two weeks ***OR*** hold the Birds badge ***OR*** Describe the uses of trees.			
Take care of a tree for one month.			
Find about 2 endangered species in SA and tell the Pack about them.			
Growing Things			
Make and use compost from unwanted vegetation.			
Make or lay out a vegetable bed or herb garden ***OR*** prepare a seed bed/container and plant flower seeds.			
Conservation			
Identify everyday activities in your home which waste/consume energy.			
Heat water using solar energy ***OR*** use solar energy to cook something.			
Our Precious Planet			
Make your own diorama to show different types of habitats or environments, e.g. forests, grasslands, deserts or oceans.			
Acid rain is a worldwide problem affecting our planet. Find out about acid rain and demonstrate how it affects our planet.			

Find out how plants help fight air pollution & run an experiment to show this.		
Badge Awarded		

community



No	Test	Passed	Date
Service			
	Do simple repairs at home or at your Pack meeting place ***OR*** hold the Repairs badge.		
	Take care of a new Cub on their first activity.		
	Make a gift and donate it to a worthy cause.		
	Find out about an organisation that helps those in need in your community and do something to support it.		
	Pick a new task to help out with at home/pack meeting place/school every month for three months.		
Entertaining			
	Lead a campfire song with others at a campfire.		
	Make and play a simple musical instrument.		
	Write a song or poem and sing it or read it to the Pack.		
Communication			
Any Two			
	Take part in a Group, District or Provincial activity.		
	Make contact with Cubs from another Province or Country.		
	List different cultural groups, other than your own, living in your community. Choose one and share something interesting about your chosen culture with your Six/Pack.		
	Badge Awarded		

outdoor



No	Test	Passed	Date
Camp craft			
	Learn about fire and gas/paraffin safety and the correct way to light a fire in the open bush.		
	Explain what to do in the case of a fire emergency.		
	Lay and light a fire outdoors.		

Use a conservation stove and cook a simple meal for yourself.		
Camping		
Camp out for two nights with Cubs either under canvas or permanent accommodation (does not have to be two nights in a row).		
Help pitch a tent & know how to take care of it ***OR*** build a simple shelter.		
Spend at least 1 night in the tent/shelter you have helped pitch or build.		
Hiking		
Explain what to do if you get lost in the veld.		
Discuss the natural dangers you may find in the veld.		
Demonstrate three ways of making distress signals.		
Go on a day hike with your Pack and know what to wear and take with you.		
Compass & Mapping		
Show how to use and care for a compass.		
Use a compass and one other method to find North in an outdoor environment.		
Using a compass follow a compass trail of six to ten moves.		
Show how to use a street map.		
On a street map explain and recognise six to ten map symbols.		
Trails		
Lay a woodcraft trail where 20 signs are used for others to follow		
Knotting		
Make and Use a Sheet bend		
Make and Use a Fisherman's Knot		
Make and Use a Bowline		
Make and Use a Sheepshank		
Know how to hank a long rope		
Help another Cub with a knot he/she may have difficulty with.		
Flags & Countries		
Know the parts of the flag.		
Prepare, hoist, break and lower the flag correctly.		

Using a sheet bend join the flag to the halyard.		
Jungle Book		
Make a jungle character mask and use it in a jungle play/dance		
Badge Awarded		

aptitude



No	Test	Passed	Date
Water Safety			
	Tell others about water safety by making up an activity or game.		
	Show you can use at least one rescue method to help someone who has fallen into water.		
Home safety			
	Tell others about home safety by making up an activity or game.		
	Make a home fire safety plan for your family.		
	Find out how to treat the effect of poisons that can be found at home.		
Road Safety			
	Identify at least ten traffic signs correctly.		
	Demonstrate safety on the road as a cyclist ***OR*** safety as a passenger in a vehicle.		
Personal Safety			
	Know and understand the following terms: Cyberbullying, Surfing the net, Identity theft, Social network.		
	Discuss the importance of never giving out personal information to someone you have never met.		
	Discuss the implications of posting/texting negative content.		
First Aid			
	Know how to behave in an emergency situation.		
	Know and explain how to activate the Emergency Medical Services in your neighbourhood.		
	Show how to treat burns, scalds, insect bites and stings and how to remove a splinter.		
	Show how to stop bleeding by using direct pressure.		
Time			

Know how the 24 hr clock works. Using this system, give correctly the times of the main events of your day ***OR*** show an adult that you know what time to carry out important actions during the day.		
Badge Awarded		

promise & law

No	Test	Passed	Date
Faith			
	Help organise and take part in a Cub's Own Service ***OR*** say a prayer of your own.		
Promise & Law			
	Show that you are keeping your Promise & Law and setting a good example to younger Cubs in the Pack.		
Badge Awarded			

leaping wolf



Name: _____

No	Test	Passed	Date
Complete the Gold Wolf Outdoor Challenge.			
Greening the community.			
Scout Craft.			
Personal Challenge.			
Technology in Action.			
Global Awareness.			
My Challenge.			
Interest Badges:			
First Aid and Health (compulsory);			
Civil Emergency;			
World Friendship;			
Linguist;			
Outdoorsman;			
Religion and Life;			

link badge



Name: _____

No	Test	Passed	Date
Attend at least three formal Troop meetings.			
To be completed with your Patrol Leader:			
Demonstrate correctly the Scout salute, Scout sign and the left handshake, and explain when each is used.			
Recite the Scout Motto.			
Make a personal Be Prepared kit with emergency numbers to be kept in your pocket.			
To be completed with your Troop Scouter:			
Repeat from memory the Scout Promise and Law, and explain their meaning and how to carry them out.			
Show a general knowledge by talking about the life of the Founder, Lord Baden-Powell of Gilwell, why he started Scouts and the spread of Scouting world-wide.			
Sing or recite the national anthem and briefly describe its history, recognise the South African flag and national symbols as well as the Coat of Arms.			
Show an understanding of your rights and responsibilities as a child and when to say "no".			
Over a one-week period record ways that you have used the Promise and Law in your daily life and discuss your examples with your Scouter.			
Be introduced to the Court of Honour by your future Patrol Leader.			

introduction to interest badges

Do your Cubs have hobbies? Maybe they love building model boats or, perhaps going fishing. Almost all girls and boys have some activity they like to do best.

Interest badges are great fun to earn because they can choose the ones that interest them most. By the time they gain the badge they will be quite expert at whatever they have chosen. Their mothers and fathers will be able to help them with some of the badges and when they see the great things they can do, they'll look forward to helping them with future projects.

Encourage the Cubs to read carefully what they have to do to earn each badge and to practice it until they know how to do it well. When they think they are ready to gain their badge, they are to tell a Leader, who will arrange for someone to test them. The Leader will also tell them what to do next.



Dear Cub

Please use this book to help you and your family to know what you have to do to earn your interest badges. You can put your pictures in take photos of what you have done, draw your pictures where required of you into this book. You can add pages for other items you need to add.

Or you could even create a personal log book where you add pages of this workbook as you need. When you have done all that is needed to do for a certain badge, take it to Akela or whoever does badge testing in your group and have yourself tested on the badge. If you have worked hard to get it, you will be very proud of yourself.

Enjoy! And good hunting!

Akela

aircraft



Name: _____

No	Test	Passed	Date
1.	Identify FIVE different aircraft in flight or from models or photographs OR attend an air show and list 5 planes seen at the air show		
2	Make and fly a model aircraft (not necessarily engine driven)		
3	Make a sketch of your favourite model aircraft or helicopter and label the following parts of the aircraft: a. Fuselage b. Undercarriage c. Engine and propeller (if fitted) OR engine and main rotor (for helicopters) d. Wing ** e. Ailerons ** f. Rudder ** g. Elevator ** h. Cockpit **Note:** the parts marked with an ** to be replaced by "Tail rotor" in the case of helicopters		
6	Make a sketch of an airfield, label the following places and explain their use to the examiner: a. Hanger b. Apron c. Control Tower d. Main airports building e. Windsock		

PARENT/TRAINER NOTE:

Badge Awarded

aquaneut



Name: _____

No	Test	Passed	Date
1.	Swim 200m freestyle		
2.	Explain the different ways of entering water and when it is dangerous to dive		
Do any **THREE** of the following			
a)	Do a surface dive in approximately R1.5 of water in shirt and shorts, Remove clothing while in the water without touching the bottom or sides of the pool		
b)	With safe equipment swim on the surface for 50m using a mask, flippers, and snorkel; submerge and swim underwater for approximately 20m		
c)	Commencing from the shallow end, swim 50m shirt and shorts using one type of stroke only. Tread water for one minute		
d)	Explain and demonstrate a rescue method, the recovery position and the importance of getting adult help		

PARENT/TRAINER NOTE:

Badge Awarded

artist



Name: _____

No	Test	Passed	Date
Do any **FIVE** of the following:			
1.	Draw, paint or sketch an original picture using water-colour, crayons, coloured pencils or oil paints. Frame it to hang on a wall		
2.	Know the primary and secondary colours and how to combine them to produce other colours		
3.	Produce six different designs using straight lines, curved lines, or a combination of both		
4.	Draw a profile of a member of your family or a friend		
5.	Make a mobile and hang it		
6.	Make a greetings card of your own design and send it to another person, preferably the examiner. Decorate or illustrate the outside and letter suitable wording inside. (Size not less than 125 mm x 200 mm when folded.)		
7.	Use clay or other plastic material to sculpture a simple object		

Note:

1) Paper size except where otherwise indicated should not be less than 275 mm x 373 mm in order to encourage imagination and free movement of the wrist and hand.
2) Except where otherwise indicated, pencils, pen-and-ink, watercolours, felt pen crayon, and Cray-pas are acceptable. In No 6 coloured gummed paper may be used.
3) It is important that the standard called for is one that encourages the best of the Cub, rather than one that adheres rigidly to academic rules.

PARENT/TRAINER NOTE:

Badge Awarded		

athlete



Name: _____

No	Test	Passed	Date
Do any **EIGHT** of the following:			
1	Run 50 m in 9.5 seconds		
2	Long jump (standing or running) 1.5m.		
3	Throw a cricket/tennis (or other similar hard) ball 27m or more.		
4	High jump 0.85 m		
5	Long jump (running) 2.5m		
6	Run 200m in 40 seconds or less		
7	Lie on your back. Hold your feet under something heavy and, with slightly bent knees, do 40 sit-ups		
8	Do 3 pull-ups on a bar and 10 push-ups from the ground or floor		
9.	Show the correct way to walk, run, sit and stand		
10.	Explain the importance of warming up and cooling down		

PARENT/TRAINER NOTE:

Badge Awarded		

birds



Name: _____

No	Test	Passed	Date
Do any **THREE** of the following:			
1.	Identify (in nature or from photographs) FIVE different kinds of birds that live in Southern Africa		
2.	Show the examiner that you know three birds by their call or song		
3.	Feed birds that are not in captivity, and tell the examiner which birds you attract. Find out which birds eat which type of food (seeds, insects, fruit, etc.)		
4.	Draw and colour a bird which belongs to your locality		

PARENT/TRAINER NOTE:

Badge Awarded		

boating



Name: _____

No	Test	Passed	Date
1.	Hold the Open Water Swimming badge		
2.	Know the rules of safe boating		
3.	Know how to choose and wear an approved personal buoyancy device of the correct size and demonstrate the correct method of floating while wearing it		
4.	Be able to float on your back for SIXTY seconds without a personal buoyancy device and for FIVE minutes with a personal buoyancy device		
5.	Be able to tread water for FOUR minutes wearing Boating Gear (at least boating shoes, long jeans, a shirt and a personal buoyancy device).		
6.	Be able to swim 250m in Boating Gear in open water (dams/lakes).		
7.	Do any **TWO** of the following: a) Help to repair a boat or canoe. b) With adult help build a raft and take the adult rafting. c) Paddle a canoe 50m, turn and paddle back.		
Note: A letter from an adult must be produced to confirm the tests passed			

PARENT/TRAINER NOTE:

Badge Awarded		

chess



Name: _____

No	Test	Passed	Date
1.	Show the examiner that you know how to set up a chess board correctly		
2.	Know all the names of the pieces and their moves		
3.	Explain to the examiner what the terms stale mate and check mate mean		
4.	Know the two ways to castle and when to castle		
5.	Play three games of chess, one of which must be against the examiner		
6.	Use your knowledge of the game to teach someone how to play chess		

PARENT/TRAINER NOTE:

Badge Awarded

citizen



Name: _____

No	Test	Passed	Date
1.	Know the names of the President of South Africa, the vice-Presidents, and Premier of your Province. List them in your notebook. Put in pictures of your national capital		
2.	Know the background of two historical places (monuments, buildings, battlefields, etc.) in your area		
3.	Explain why we have laws and why you think it is important to obey the law.		
4.	Do **THREE** of the following: a. Know and tell about a famous man or woman of your country. Explain why you think he/she is a good citizen. b. Name three organizations in your district, other than churches, which help people. Describe what one of them does. c. Alone or with your Six do a good turn for a church, school, hospital, old people's home or children's home in your neighbourhood (only one required for the test). d. List five people from anywhere in the world who are good citizens. Explain why you chose them. e. Find out about another ethnic group in your area – the people, the language they speak, and something about their history and customs. f. Tell why we have a government. Describe three things the government or the municipality does for you and your family		

PARENT/TRAINER NOTE:

Badge Awarded

civil emergency



Name: _____

No	Test	Passed	Date
You must have past your 10th birthday before you start this badge			
Do any **FIVE** of the following:			
1.	Show that you know the location of the main cut-off points for water, gas and electricity in your home AND the pack meeting place.		
2.	Explain the importance of clean water and demonstrate how to purify water using a funnel and natural materials		
3.	Show that you know the telephone numbers of the nearest fire station, police station, doctor and ambulance. Write them on a card and place them in a prominent place in your home.		
4.	With your parents, check or prepare the family first aid kit. Know where it is kept and how to use the materials contained in it.		
5.	Find out three types of events that could become a civil emergency in your area		
6.	Discuss a family emergency plan with your family. Be able to explain to the examiner what your plan is.		
7.	Show and tell your family household what you have learned about preparing for emergencies		
Note: A letter must be produced from a parent or another adult for No's 1 and 4			

PARENT/TRAINER NOTE:

Badge Awarded

collector



Name: _____

No	Test	Passed	Date
1.	Make a collection of one group of items over a period of six months. The collection is to be classified (or grouped), labelled and neatly presented		
2.	Be able to explain the classification or grouping used in your collection and point out important items		
3.	Talk about the value of making collections		
4.	Read and talk about a book dealing with the subject of your collection OR a book written about collecting.		
5.	Present your collection to the Pack and explain which items really interest you		
6.	Help a friend get started on a collection of his or her own		

PARENT/TRAINER NOTE:

Badge Awarded		

computer



Name: _____

No	Test	Passed	Date
1.	Know the various parts of a computer and explain what they are used for: • CPU • Keyboard • Screen • Printer • Mouse • Speakers • USB port • Router and Ethernet cable		
2.	Show a basic knowledge of a computer keyboard and its functions		
3.	Explain how to care for a computer and compact disks		
4.	List FIVE uses of a computer in your daily life		
5.	Show how to transfer a file from one computer to another using two of the following methods: • USB stick • E-mail • Web service (e.g. the Cloud, Drop box, etc.) • Shared folder		
6.	Show a person who has never used a computer before how to start a computer, open an application, save work, exit an application and turn off the computer		
7.	(a) Know the personal safety rules which you need to remember when using the internet		
8.	Explain the functions of FIVE commands (e.g. cut, paste, copy, etc.) in any application		

9.	Choose (a) or (b) a. Write an article for your Pack Log book using a word processing application on the computer. Print a draft article then the final report explaining the changes you made. b. Using a computer design one of the following: • A flyer/poster advertising Cubs • A new Cub badge		
10.	Under supervision, search for information on the internet and show how to send and receive e-mail		

PARENT/TRAINER NOTE:

Badge Awarded

conservation



Name: _____

No	Test	Passed	Date
Do any **THREE** of the Following:			
1.	Name an animal in Southern Africa that is in danger of extinction and explain why		
2.	Draw and explain a simple picture that shows how water that falls as rain gets to your water tap and where it goes when it leaves your house		
3.	Make a poster reflecting ways you and your family can reduce your carbon footprint		
4.	Do **ONE** of the following: a. Carry out an experiment that shows how soil may be lost or ruined and how grass or other plants help protect soil. b. Implement a water saving technique at home and show the technique or the water savings achieved, i.e. keep a record for a week before and after? Show the examiner your results.		
5.	Visit a fauna or flora reserve and report how these reserves conserve animals and plants.		

PARENT/TRAINER NOTE:

Badge Awarded		

cooking



Name: _____

No	Test	Passed	Date
1.	Know why you should wash your hands before preparing food		
2.	Know the correct way to dispose of rubbish both at home and in the bush when camping.		
3.	Braai meat and potatoes properly over an open fire.		
4.	Prepare and cook the main meal and a hot drink for the family. Wash up and put away the dishes and utensils		
5.	Do any **ONE** of the following: a. Prepare and cook scones, a tart, or a cake. b. Make some sweets, e.g. Fudge, toffee, etc. c. Make mealie meal or oats or Mabel porridge, or put. d. Make a stew of meat and vegetables		
6.	Learn the dangers of working with a hot stove, microwave oven and cooking over an open fire		

PARENT/TRAINER NOTE:

Badge Awarded

craftsman



Name: _____

No	Test	Passed	Date
This badge must be done with adult supervision			
1.	Make any TWO of the following items using appropriate tools: a. Book rack b. Message holder c. Bird house or bird feeder d. Lamp stand e. Key rack		
2.	Explain how to safely handle the tools that you will be using to complete these items		
3.	Plan your projects before you begin by listing the following: • Materials required. • Tools required. • Detailed instructions for each item		
4.	Finish the items by painting, staining or varnishing them		
5.	Do any **TWO** of the following: • Make a useful article from leather. • Make a useful article from metal. • Make a useful article from raffia or grass. • Make a useful article from cane. • Make a useful article from clay. • Make a useful article from rope. These articles should be challenging and must involve various steps		

PARENT/TRAINER NOTE:

Badge Awarded		

cycling



Name: _____

No	Test	Passed	Date
1.	Name the different parts of a bicycle and explain their use		
2.	Demonstrate how to ride a bicycle.		
3.	Explain what safety equipment a rider and bicycle must have		
4.	Show the examiner what hand signals you may have to use during a bicycle ride		
5.	Explain to your examiner the most important road rules that apply to cyclists		
6.	Keep a bicycle in good condition and show how to repair a puncture, oil and clean your bike		
7.	Ride a cycle 100 metres and do 90 degree right and left turns, U turns and an emergency stop		
8.	With your examiner or an adult go for a ride of about two kilometres and demonstrate proper signals		

PARENT/TRAINER NOTE:

Badge Awarded

drawing



Name: _____

No	Test	Passed	Date
Do any **THREE** of the following:			
1.	Draw a freehand sketch in the presence of the examiner		
2.	Make a comic strip of at least six frames. This can be added to the Group or Pack newsletter		
3.	Make a stencil pattern		
4.	Make a poster advertising a Cub Pack activity and place this in a public area (Scout hall, school or shopping centre)		

PARENT/TRAINER NOTE:

Badge Awarded		

engineer



Name: _____

No	Test	Passed	Date
Do any **FIVE** of the following:			
1.	List at least THREE different engineering professions and FIVE types of projects that each works on.		
2.	Visit a construction project, accompanied by an adult, and observe the required safety procedures (e.g. a building, road or a bridge). Look at the plans and explain in detail what you found out about the job (e.g. house being built). Get permission before you visit.		
3.	Measure the size of the block of land on which your house is built and draw a sketch plan of your block to scale, showing the location of all buildings		
4.	Draw sketches of THREE different types of bridges and explain the sketches		
5.	Build and demonstrate how a block and tackle works		
6.	Draw floor plan of your house including doors, windows, and stairs		
7.	Make a drawing of how electricity gets to your house.		
8.	Make a model of a famous dam, bridge or tall building and find out as much as you can about it		

PARENT/TRAINER NOTE:

Badge Awarded		

entertaining



Name: _____

No	Test	Passed	Date
Do any **THREE** of the following:			
1.	Learn and present to the Pack three different magician's tricks		
2.	Make and play a home-made musical instrument		
3.	Play two tunes on any musical instrument		
4.	Sing three songs		
5.	Dance three items of not less than three minutes each.		
6.	Organise a band within the Pack using any instruments, including home-made instruments, and play at a Pack meeting		
7.	Tell a story using puppets or perform a mime at the Pack meeting		

PARENT/TRAINER NOTE:

Badge Awarded		

family camping



Name: _____

No	Test	Passed	Date
Do **ALL** of the following:			
1.	Attend a camp under canvas or go on a caravan holiday with your family		
2.	Pitch a tent with the help of one other person for a family camp		
3.	List all the equipment necessary for a family camp		
4.	Help pack the car for a family camp		
5.	Know the precautions to take when pitching a tent for camp		
6.	Know the precautions to take when pitching a tent for camp		
7.	Explain how to care for a tent		
8.	Know the veld fire regulations for the locality in which you are camping		
9.	Help to prepare a meal and do the washing up for your family while on camp		
Note: A letter from your parents is necessary for No's 1, 2, 4 and 8			

PARENT/TRAINER NOTE:

Badge Awarded		

first aid & health



Name: _____

No	Test	Passed	Date
You must have passed your 10th birthday before you start on this badge			
1.	Show that you clearly understand: a. The limitations of your knowledge as a First Aider; b. The importance of summoning adult help in the case of accidents. c. The need to make sure that the area is safe for you, before you help someone else. d. How to activate the Emergency Medical Services in your neighbourhood, including emergency phone numbers from a cell phone and a landline. e. Why it is important to use rubber gloves or plastic bags when dealing with open wounds. f. Be able to identify the items in a first aid kit and give an example of what you can use them for. g. Show where the first aid kit can be found in the Scout hall/Pack meeting place. h. Explain what CPR is and when it is used.		
2.	Do the following: a. Demonstrate how to control bleeding by direct pressure with the finger or hand using rubber gloves or plastic bags. b. Demonstrate how to stop a nose bleed. c. Demonstrate what to do if your clothes or another person's clothes catch fire. d. Demonstrate how to use your scarf for an arm sling and how to use it to make a bandage. e. Demonstrate how to put someone who is unconscious/not responding, but is breathing, in the recovery position. f. Demonstrate how to help someone who has burned their hand (e.g. on a kettle of water or a hobo-stove). g. Explain two dangers to health of each of the following: smoking, drinking alcohol.		

PARENT/TRAINER NOTE:

Badge Awarded		

fishing



Name: _____

No	Test	Passed	Date
Do **No 5** and any **THREE** other of the following:			
1.	Identify five fish caught in the rivers of southern Africa		
2.	Rig a Fishing line with hook and sinker and use it for Fishing		
3.	Go fishing with an adult; bait a hook, and catch a fish		
4.	Demonstrate how to cast with a rod and reel		
5.	Describe the safety rules for Fishing and boating, and Just the simple rules of Fishing courtesy		
6.	Make a list of fishing laws concerning: a. the minimum size of three fish in your area you're allowed to catch; b. the inland fishing regulations in your area		
Note: A Letter must be produced from a parent or adult for No. 3			

PARENT/TRAINER NOTE:

Badge Awarded

food for life



Name: _____

No	Test	Passed	Date
1.	Explain what the best place and size for a food garden is		
2.	Obtain or make garden tools and explain how to use and look after them (rake, spade and watering can).		
3.	Prepare the soil, including mulching		
4.	Sow seeds or plant seedlings		
5.	Explain how to use water sparingly		
6.	Harvest one vegetable or fruit		
7.	Explain why vegetables and fruit should be eaten		
Note: Container gardening is also acceptable There is a booklet available from your Scouter which will assist you in getting this badge.			

PARENT/TRAINER NOTE:

Badge Awarded

flying models



Name: _____

No	Test	Passed	Date
1.	Explain the safety rules for kite flying or model aeroplane flying		
2.	Do any TWO of the following: a. Make and fly a glider. b. Make and fly a box kite. c. Make and fly an "ordinary" kite (make with 2 or 3 sticks)		

PARENT/TRAINER NOTE:

Badge Awarded		

gardening



Name: _____

No	Test	Passed	Date
Do any **FIVE** of the following:			
1.	Grow a plant indoors Find out what types of plants are best suited to grow in your area		
2.	Explain what plants need to grow.		
3.	Explain how you can help plants to grow without water		
4.	Grow flowers in a bed or in a window box.		
5.	Plant and grow at least two vegetables for use by your family.		
6.	Grow some flowers or vegetables in a solution of chemicals		
7.	Find out how to attract birds to your garden by planting the right type of plants		
8.	Grow a new plant from old ones; either by cuttings or by seeds or pips		
Note: A letter must be produced from a parent or adult			

PARENT/TRAINER NOTE:

Badge Awarded		

geocaching



Name: _____

No	Test	Passed	Date
1.	Explain what the following terms mean: • GPS • Geocache • Waypoints		
2.	Describe what a GPS is and demonstrate a basic understanding of how it works		
3.	Describe what types of items are not appropriate in a Geocache		
4.	Describe what to do with the contents of a Geocache when you find one (log book/trading).		
5.	Describe what to do with a Travel Bug or Geocoin (Trackables).		
6.	List at least five items from the Geocaching Etiquette		
7.	Explain what the basic Geocaching safety tips are		
8.	Find three traditional and one Multi Geocaches. Record their GC number and their co-ordinates and provide photographic proof of your finds		
9.	Create a Geocache (not necessarily one that will be placed out).		

PARENT/TRAINER NOTE:

Badge Awarded

geologist



Name: _____

No	Test	Passed	Date
Do any **FOUR** of the following:			
1.	Explain what a geological map is and why Geologists use them. Be able to point out any mining activity or major faulting on the map		
2.	List the three major rock classes that can be found. Name two rock types from each class.		
3.	List at least five tools that a Geologist will use in the field or on a mine		
4.	List at least five types of minerals that are mined in South Africa and where they are mined in the country.		
5.	Make a drawing to show the causes of a volcano, a geyser, and an earthquake		
6.	Make a drawing that explains the following: a. A normal fault b. A reverse fault c. A Dyke d. A Sill e. Folding		
7.	Explain one way in which mountains are formed		
8.	Make a collection of ten small pieces of different semi-precious stones found in Southern Africa. Label them with their correct names and where they were collected		

PARENT/TRAINER NOTE:

Badge Awarded		

handcraft



Name: _____

No	Test	Passed	Date
1.	Make an article which would be useful at home		
2.	Make a gift or toy and give it to someone		

PARENT/TRAINER NOTE:

Badge Awarded

hiking



Name: _____

No	Test	Passed	Date
(You must have passed your 10th birthday before you start this badge)			
1.	Know the equipment needed for a day hike. Discuss the choice of clothing, food/water and first aid kit		
2.	Explain to the examiner what is meant by: • Hiking at the slowest persons pace • Being hike fit • Being aware of surroundings And demonstrate how these are applied on a hike		
3.	Explain the importance of the buddy system and safety when on a hike and the importance of taking care of your feet.		
4.	With other Cubs and a competent adult, hike a distance of at least 8kms over country tracks or across country. This must be split over two or more hikes		

PARENT/TRAINER NOTE:

Badge Awarded

homecraft



Name: _____

No	Test	Passed	Date
1.	Lay a table correctly		
2.	Make a bed		
3.	Wash and dry dishes after a meal.		
4.	Clean windows, silver or brass work		
5.	Sew on a badge or button		
6.	Wash and iron your Group scarf		
7.	Know the dangers of handling cleaning agents and hot appliances.		
8.	Show that you know how to be useful at home		
Note: A letter must be produced from a parent or adult			

PARENT/TRAINER NOTE:

Badge Awarded

indigenous games



Name: _____

No	Test	Passed	Date
1.	Learn how to play four indigenous games		
2.	Know the rules for each of these games.		
3.	Teach others how to play two of these games		

PARENT/TRAINER NOTE:

Badge Awarded		

landscaping



Name: _____

No	Test	Passed	Date
Do any **THREE** of the following:			
1.	Help take care of your lawn or help take care of the lawn of your school, public building, or church, for one season. Seed or replant bare spots. Get rid of weeds. Pick up litter. Agree ahead of time what you will do		
2.	Make a sketch of a landscape plan for the area right around your home or for some other building, showing the trees, shrubs and flowers you could plant to make it look better		
3.	Take part in a project with your family, Pack, or others to make your neighbourhood look more beautiful. This might be clean-up parties, painting, planting, cleaning and painting rubbish bins and removing weeds.		
4.	Start a compost heap in your yard using leaves, grass clippings, and similar plant materials, and explain how you will use this compost in a garden.		
5.	Point out and name four problem plants in your area; in addition, point out three common enemies and three common friends of the garden		
Note: A letter must be produced from a parent or adult for No 1			

PARENT/TRAINER NOTE:

Badge Awarded		

linguist



Name: _____

No	Test	Passed	Date
You must have passed your 10th Birthday before you may start on this badge			
Carry out the following requirements in any language (including English, Afrikaans and German) other than your home language			
1.	Hold a conversation for ten minutes.		
2.	Write a letter or an article for your Pack newsletter of at least 100 words		
3.	Translate, in your own time and with the help of a dictionary, an easy passage from a book or magazine		

PARENT/TRAINER NOTE:

Badge Awarded		

masks



Name: _____

No	Test	Passed	Date
Do any **FOUR** of the following:			
1.	Make a simple papier-mâché mask		
2.	Make an animal mask		
3.	Make an African mask		
4.	Draw, paint or crayon three designs of primitive ceremonial masks		
5.	Be able to explain the origin of the African mask or ceremonial masks that you have chosen		

PARENT/TRAINER NOTE:

Badge Awarded		

miniSASS



Name: _____

No	Test	Passed	Date
1.	Know the steps to take to be safe when doing a stream assessment		
2.	List the equipment that you need to do the assessment.		
3.	Make your own net to do an assessment		
4.	Use your net and do an assessment on a river of your choice. Report your findings on a MiniSASS Scoring sheet or to your Pack Scouter		
5.	Be able to identify the different groups of insects from pictures or give two reasons what may affect the type and number of insects and bugs you found		

PARENT/TRAINER NOTE:

Badge Awarded

model boats



Name: _____

No	Test	Passed	Date
1.	Make a model boat with a rubber band propeller		
2.	Draw a picture of a rowing boat and oars and name the parts of the boat		
3.	Find out five things that boats and ships are used for around the world		
4.	Make two different boats or rafts out of natural materials such as wood, paper or anything that will float		

PARENT/TRAINER NOTE:

Badge Awarded		

naturalist



Name: _____

No	Test	Passed	Date
Do any **FOUR** of the following:			
1.	Keep a "zoo" of insects such as ants, grasshoppers, cricket, or praying mantises for four weeks		
2.	Set up an aquarium or terrarium and keep it for four weeks using plants you have collected		
3.	Make a migration chart showing the pathways followed by migratory birds that visit Southern Africa		
4.	Observe six animals (birds, fish, reptiles, amphibians, or mammals) in their natural habitat. Describe the place where they were seen and what they were doing		
5.	Visit a museum of natural history or zoo and find out the purpose of the place visited and the things collected		
6.	Know the names of important game reserves and explain why they exist. Name some of the animals found in the game reserves and how they are being conserved by the reserve		
7.	Draw (or trace) and colour three animals which are not found in any continent but Africa		

PARENT/TRAINER NOTE:

Badge Awarded		

nature craft



Name: _____

No	Test	Passed	Date
Do any **FOUR** of the following:			
1.	Make plaster casts of three kinds of leaves		
2.	Make plaster casts of three bird or animal tracks		
3.	Collect, press and label ten kinds of leaves		
4.	Observe three insects and make notes		
5.	Collect eight kinds of seeds and label them		
6.	Collect eight kinds of precious stones or different types of rocks and label them.		

PARENT/TRAINER NOTE:

Badge Awarded

open water swimmer



Name: _____

No	Test	Passed	Date
(Open water is defined as dams, reservoirs and lakes; not flowing water nor a swimming pool)			
1.	Hold the Swimmer badge		
2.	Swim 250m using any stroke in open water		
3.	Explain the key differences between pool swimming and open water swimming with regard to: a. Temperature b. Visibility c. Weather conditions d. Support and Safety e. Entering and exiting the water safely		
4.	Know the importance of: a. The buddy system. b. Footwear when entering a dam, reservoir or lake. c. The risk of swimming where boating activities take place. d. The purpose of wearing a swimming cap		

PARENT/TRAINER NOTE:

Badge Awarded		

outdoorsman



Name: _____

No	Test	Passed	Date
You must have passed your 10th birthday before you start this badge			
Do any **FIVE** of the following:			
1.	Make your own shelter outdoors using a ground sheet, tarpaulin, plastic, etc. and sleep in it for at least one night, away from home		
2.	Know the parts of a hand axe and the safety rules for using and handling a hand axe.		
3.	Demonstrate to a Scouter how to use a hand axe.		
4.	Know the fire safety rules and the dangers of building fires outdoors		
5.	Demonstrate the collection of fuel for your fire		
6.	Correctly lay and light the fire		
7.	Cook a simple two course meal over the fire using handmade utensils		
8.	Demonstrate how to collect water with either a trap, condensation or still		
9.	Demonstrate how to find your way using two methods other than a compass		
10.	Describe to the examiner the preparations required for a one day hike, e.g. arranging transport, cost, adequate and suitable clothing, footwear, food, first aid kit, etc.		
11.	With your Pack, plan and participate in an outdoor evening activity which includes a campfire		
Note: A letter from your parent or another responsible adult is necessary for No. 1			

PARENT/TRAINER NOTE:

Badge Awarded

pets



Name: _____

No	Test	Passed	Date
1.	Care for an animal or pet for one month and plan with your parents or another adult, how best to feed and care for the animal or pet		
2.	Find out about two diseases that could affect your animal or pet and how to prevent them		
3.	Know what signs to look for when your pet is ill		
4.	Know the importance of having pets sterilized to avoid unwanted animals		
5.	Learn something about an animal or pet and explain what you have learnt		
6.	Provide food, blankets or something similar for an animal welfare organization		
Note: A letter must be produced from a parent of another adult for No 1			

PARENT/TRAINER NOTE:

Badge Awarded		

photography



Name: _____

No	Test	Passed	Date
Do **ALL** the following using a digital camera			
1.	Show that you know how to use and look after your camera. Show how to turn it on and off, use the zoom function and view finder		
2.	can transfer pictures from the camera to a computer or tablet		
3.	Take ten or twelve photographs at a Pack meeting, event or camp and present them to advertise the Scout movement		
4.	Take six photographs of one subject in varying light conditions such as direct sunlight, backlighting, shade, cloudy day, flash and indoor lighting. Mount the photographs for display. can explain the difference about the results of your photographs		
5.	Choose ONE of these activities to do: a. Take two pictures of the same thing – one in colour and one in black and white. Compare how the effects change the way the final picture looks. b. Using a digital camera, make a short film on a subject of your choice. c. Using a series of photographs, make a short animation sequence. d. Take a photograph of people, animals, an urban scene or a landscape. Think about the light, the positioning and setting of your photograph. Explain why you composed your photograph in the way that you did.		

PARENT/TRAINER NOTE:

Badge Awarded		

projects



Name: _____

No	Test	Passed	Date
Do any **THREE** of the following:			
1.	Wire a buzzer or a doorbell		
2.	Make a simple electromagnet		
3.	Make a model crane with an electromagnetic lift		
4.	Make an electric buzzer game		
Note: for each of these, batteries are to be used NOT main supply			
5.	Make and use a crystal set		
6.	Make and use a steam-propelled boat or hot air balloon		

PARENT/TRAINER NOTE:

Badge Awarded		

recycling



Name: _____

No	Test	Passed	Date
Do any **FOUR** of the following:			
1.	Choose something that you currently throw away and come up with a new idea on how to reuse it.		
2.	Show your Pack three products that are made with recycled materials		
3.	With your Pack participate in a recycling project such as a glass, tin, plastic or paper drive		
4.	Visit or learn about a company that is involved in recycling		
5.	Make a list of ten items that display the recycling symbol		
6.	Make your own fire lighters with recyclable material of your choice		

PARENT/TRAINER NOTE:

Badge Awarded		

religion & life
christian requirements



Name: _____

No	Test	Passed	Date
You must have passed your 10th birthday before you start this badge			
NOTE: The Examiner must either be a Minister/ Priest of the religious body to which the Scout belongs, or some person appointed by his religious body			
1.	SCRIPTURE KNOWLEDGE: (a) Tell in his own words two Bible stories, ONE from each of the Sections i and ii: i. Abraham and Isaac; Joseph and his brethren; ii. The Good Samaritan; The Prodigal Son and find the relative Bible passages (b) Be able to recite the Lord's prayer, or say an adequate prayer at a CUB meeting		
2.	PRACTICE (a) Regularly attend Sunday School or your place of worship; (b) Explain how to behave in Church; (c) Give Thanks (Say Grace) (d) Own his own Bible		
3.	UNDERSTANDING: Explain in his own words, the meaning of The Day of Pentecost; The Ascension		
4.	GENERAL: Answer questions relating to your religious order and procedures at the discretion of the Examiner. who will bear in mind your age		

PARENT/TRAINER NOTE:

Badge Awarded		

religion & life
jewish requirements



Name: _____

No	Test	Passed	Date
You must have passed your 10th birthday before you start this badge			
NOTE: The Examiner must either be a Minister/ Priest of the religious body to which the Scout belongs, or some person appointed by his religious body			
1.	Recite the 10 Commandments and explain their meaning		
2.	Recite Sham and Blessings over bread, wine, fruit, Sabbath Candles		
3.	Maintain regular attendance at Synagogue services (Friday evening or Saturday morning) for at least six months		
4	Name 5 Jewish Holidays and tell briefly how they are celebrated		
5.	Tell the story of the, Exodus from Egypt and the Settlement in the Promised Land		
6.	Name the first three Kings of Israel and tell something about each		
7.	Read a book of Jewish Biography or history and tell about its contents		

PARENT/TRAINER NOTE:

Badge Awarded

religion & life
muslim requirements



Name: _____

No	Test	Passed	Date
You must have passed your 10th birthday before you start this badge			
NOTE: The Examiner must either be a Minister/ Priest of the religious body to which the Scout belongs, or some person appointed by his religious body			
1.	Recite the five principles of Islam (Arcanum Islam) and meaning		
2.	Islamic calendar		
3.	Islamic Holidays - meaning and importance of each		
4.	Brief history of 3 of the following prophets: Adam, Noor, Ebrahem, Musa, Elsa		
5.	Study of the history of the Prophet Muhammad (SAW)		
6.	Study of selected Hadeeth		
7.	Etiquette of eating, drinking, sleeping, etc.		
8.	Regular attendance of a madrasah		

PARENT/TRAINER NOTE:

Badge Awarded		

religion & life
hindu requirements



Name: _____

No	Test	Passed	Date
You must have passed your 10th birthday before you start this badge			
NOTE: The Examiner must either be a Minister/ Priest of the religious body to which the Scout belongs, or some person appointed by his religious body			
1.	VEDIC MANTRAS: All these mantras are to be chanted in Sanskrit and their English translation read immediately after (a) Gayathri Mantra (b) Peace Mantra (c) Meal Time Prayer Mantra (d) Class/School Assembly Mantra		
2.	MAJOR RELIGIOUS FESTIVALS PRACTICE: A short expose of the following Hindu Festivals is to be given together with their significance: (a) Deepavali (b) Shiva Fatri (c) Nava Ratri		
3.	RELIGIOUS AND OTHER TEXTS Know in brief the contents of the following texts (a) The Vedas (b) The Upanishads (c) The Ramayana (d) The Bhagavada Githa (e) The Thirukurral		
4.	STORIES: Tell in his own words: (a) A story from the Upanishad (b) The story of Rama and Sita (c) The story of Savitri from Mahabharata		

5.	GENERAL: (a) Attend regular religious services (b) Own his own copy of the Bhagavad Gita (c) Chant: i. The Gayatra mantra every morning ii. The peace mantra every night before going to bed iii. The meal time mantra before eating		

PARENT/TRAINER NOTE:

Badge Awarded

repairs



Name: _____

No	Test	Passed	Date
1.	Discuss the different types of glue that can be used for different materials		
2.	Use glue to repair a broken article.		
3.	Demonstrate to the examiner how to replace a washer in a leaky tap OR how to repair a fence		
4.	Demonstrate to the examiner how to repair an electrical plug		
5.	Refurbish or repaint something		
6.	Show that you know how to use and take care of any FOUR of the following: screwdriver, hammer, vice, wood plane, brace and bit, pliers, adjustable wrench, saw or G-cramp, hand drill, battery operated drill		
7.	Do a good turn for an elderly person or an organization that supports the needy by doing some basic outdoor repairs (e.g. a gate at granny's home, etc.)		

PARENT/TRAINER NOTE:

Badge Awarded

scholar



Name: _____

No	Test	Passed	Date
Do any **FOUR** of the following:			
1.	Produce a list of at least six books, varied in their subject matter, you have read in the previous year, and name the authors. Satisfy the examiner that you have read them all and tell the examiner in your own words, the stories of three of them chosen by yourself. (The books must be of reasonable standard taking the Cub's age into consideration).		
2.	Demonstrate how to use a dictionary by being able to look up and explain three words selected by the examiner		
3.	Explain the meaning of a verb, noun and adverb		
4.	Read a short story to your Pack or other children.		
5.	Write a short story of your own and tell it to your examiner or your Pack		
6.	Explain how to find out information in a library or encyclopaedia		
7.	Visit a library, meet the librarian and find out how books in the library are classified		
Note: A letter must be produced from a librarian for No 7			

PARENT/TRAINER NOTE:

Badge Awarded		

scientist



Name: _____

No	Test	Passed	Date
(You must have passed your 9th birthday before starting this badge.)			
Complete **Part A** and complete **THREE** of the **FOUR** sections of **Part B**			
PART A			
1.	Visit a museum, laboratory, observatory, zoo or other facility that employs scientists. Talk to a scientist about his/her work and report back to the Pack what you have learnt		
PART B - ELECTRICITY			
1.	Make a simple switch together with an adult and show how it could be used to control a light bulb powered by a battery. Explain the safety precautions		
2.	Explain the difference between a conductor of electricity and an insulator		
3.	Explain the difference between a closed circuit and an open circuit.		
PART C - WEATHER			
Set up a simple weather station by using **THREE** of the following items and keep simple daily records over a period of a month. Show what you have made and explain how they work to your Pack			
1.	Barometer to measure air pressure		
2.	Anemometer to measure wind speed		
3.	Wind sock to show wind direction		
4.	Hygrometer to measure humidity		
5.	Rain gauge to measure rainfall		
PART C – CHEMISTRY			
1.	Present a scientific experiment in front of your Pack. Explain what you are doing and why. Explain your results		
2.	Grow crystals from a salt or sugar solution		

3.	Materials are grouped together into acids or bases according to their pH. Make your own pH indicator from natural materials and explain why different household items change the colour of the indicator		
PART D – PHYSICS			
1.	Explain about the earth's magnetic field and make a simple compass		
2.	Show that you understand the difference between a solid, liquid and gas. Do an experiment to illustrate that you know the difference. Explain what you did to your Pack or Pack Scouter		
3.	Show what is meant by an optical illusion. Do some research on caring for your eyes and tell your Pack about it		

PARENT/TRAINER NOTE:

Badge Awarded

secret codes



Name: _____

No	Test	Passed	Date
Do any **THREE** of the following:			
1.	Think up and use a secret code		
2.	Write a message in invisible ink		
3.	Decipher a message of not less than twelve words which has been written in a simple code		
4.	Make a cipher wheel and use it to write a message of no less than ten words		

PARENT/TRAINER NOTE:

Badge Awarded

showman



Name: _____

No	Test	Passed	Date
Do satisfactorily **FOUR** activities in **ONE** of **FOUR** entertainment Fields offered			
1.	PUPPETRY a. Write a puppet play. b. Make a set of hand puppets or marionettes for the play you have written. c. Construct a simple stage for hand puppets, shadow puppets, or marionettes. d. Alone or with others put on a puppet show for your Pack. e. Make two puppets from socks and put on a one-man show		
2.	MUSIC a. Demonstrate your ability to play four tunes on a musical instrument. b. Sing two songs alone or with a group. c. Explain what folk music is and hum, sing, or play a folk song. d. Name three Southern African composers and a composition written by each one. e. Draw a staff, clef, sharp, flat, natural note, rest, and explain their use. f. Lead or take a prominent part in a traditional dance.		
3.	DRAMA a. Recite a patriotic or humorous monologue. b. Attend a play and describe the story, explaining what you liked and disliked. c. Read a play and describe the story. d. Write, produce and join in a one-act play. e. Describe the difference between opera, musical		

	comedy, and drama. f. Take part in a Scout show or similar amateur performance. g. Describe theatre in the round and point out its advantages and disadvantages		
4.	TRADITIONAL ENTERTAINMENT a. Demonstrate traditional attire. b. Demonstrate your ability at playing a traditional Instrument. c. Sing two traditional songs. d. Perform two traditional dances. e. Explain the story behind two traditional dances. f. Tell a traditional folk story		

PARENT/TRAINER NOTE:

Badge Awarded

signalling



Name: _____

No	Test	Passed	Date
Do any **FOUR** of the following:			
1.	Explain when the international maritime signals would be used		
2.	Make a set of paper, cardboard, or cloth flags of the international maritime alphabet in colour. By using this set, or by making a series of drawings, spell out a simple message of about six words.		
3.	Explain the letters of the international alphabet		
4.	Choose five flags and explain the meaning of the international code		
5.	Know the alphabet in semaphore, using small flags, and send correctly a message of no fewer than eight words.		
6.	Know the deaf alphabet and use it to communicate your name		
7.	Demonstrate and teach other children, five simple phrases using sign language and know their meaning		

PARENT/TRAINER NOTE:

Badge Awarded		

simple machines



Name: _____

No	Test	Passed	Date
1.	Explain how the six simple machines work and give an example of each: • Lever • Pulley • Wheel and axle • Wedge • Inclined plane • Screw		
2.	Demonstrate how to use at least four of these simple machines. Explain how they make our lives easier		
3.	Make a game that uses one of the six simple machines and play the game either with your Pack or another Cub		
4.	Find out how you need to maintain four simple machines in everyday objects, which you come into contact with at the Pack meeting place and at home		

PARENT/TRAINER NOTE:

Badge Awarded

singing



Name: _____

No	Test	Passed	Date
Do any **THREE** of the following:			
1.	Learn and sing the first verse of your national anthem		
2.	Learn and sing three verses of a folk or national song of your country		
3.	Learn and sing three Scouting songs		
4.	Learn and sing the first verse of three hymns		

PARENT/TRAINER NOTE:

Badge Awarded

skies



Name: _____

No	Test	Passed	Date
Do any **FOUR** of the following:			
1.	Make a model or draw a diagram of the solar system		
2.	Explain the difference between a star and a planet		
3.	Identify three constellations from the southern hemisphere.		
4.	Make pinhole planetariums to show three different constellations from the southern hemisphere		
5.	Learn how to observe the sun safely. Find out and explain how the earth moves around the sun		
6.	Observe the moon using binoculars or a telescope if you can. Describe some of its features		

PARENT/TRAINER NOTE:

Badge Awarded

sportsman



Name: _____

No	Test	Passed	Date
1.	Show reasonable proficiency and take an active part in at least one team sport and one individual sport.		
2.	Know the rules and how to score		
3.	Know the equipment used and how to care for it		
4.	Know the safety rules		
5.	Show a good sporting spirit in all Cub activities		
6.	Know the importance of warming down and stretching after a sporting activity and taking a shower after sport, if possible, or at least changing out of the clothes worn during the sport. Know the importance of good care of the feet		

Note: a letter must be produced from any one of the following: gym teacher, coach, Akela or other adult for no 1 and from Akela for no 5

TEAM SPORTS	INDIVIDUAL SPORTS	
Baseball Basketball Cricket Hockey Netball Rugby Soccer Softball Volleyball	Archery Badminton Cross country Diving Fishing Golf Gymnastics Horse riding Ice skating Jukskei	Martial Arts Roller skating Sailing Skate Boarding Skiing Squash Surfing Swimming Table Tennis Water skiing

PARENT/TRAINER NOTE:

Badge Awarded

swimmer



Name: _____

No	Test	Passed	Date
1.	Do a racing dive and swim 50m using a racing stroke		
2.	Swim 50m using a different stroke		
3.	Be able to tread water for TWO minutes in salt water or ONE minute in fresh water		
4.	Be able to float on your back for SIXTY seconds in salt water or THIRTY seconds in fresh water		
5.	Be able to "duck dive" (dive while standing in the water or swimming) and collect an item from a depth of at least 1.2m		
6.	Explain the "buddy system" and basic rules for safe swimming		

PARENT/TRAINER NOTE:

Badge Awarded

traveller



Name: _____

No	Test	Passed	Date
Do any **FIVE** of the following:			
1.	Obtain a map or timetable from the railway or bus/taxi company or airline serving your town or city and discover some places they go to		
2.	Use timetables to plan a trip from your home to another city or town by train, bus, taxi, aircraft; boat, or a combination of these		
3.	Find out what it costs per kilometre to travel by bus, taxi, train, airline, or boat to another city or town		
4.	List four short trips you would like to take with your parents. Plan and lay out the trips on a road map. Using the map, act as navigator on one of these trips of at least 40km		
5.	Pack a suitable travel bag for a three-day trip away from home.		
6.	Check the first aid kit in the family car and ask your parents to add anything which is missing		
Note: A letter must be produced from the driver for No. 4			

PARENT/TRAINER NOTE:

Badge Awarded		

working toys



Name: _____

No	Test	Passed	Date
Do any **THREE** of the following:			
1.	Make a scooter or a simple soapbox cart		
2.	Make a windmill		
3.	Make a water mill.		
4.	Make an invention of your own design that goes		

PARENT/TRAINER NOTE:

Badge Awarded		

world friendship



Name: _____

No	Test	Passed	Date
You must have past your 10'" birthday before you start this badge			
Do any **FOUR** of the following			
1.	Be a pen friend to a Cub from another country		
2.	Recognise the flags from 10 countries around the world		
3.	Collect 3 coins, stamps and postcards from 3 different countries around the world		
4.	Write a prayer about world peace and friendship		
5.	Mark a world map to show where all the World Jamborees have been held.		
6.	Find out about an international charity or organization that helps around the world and tell your findings to the rest of the Pack		
7.	Find out about traditions, culture, food and other interesting things about a country other than your own		

PARENT/TRAINER NOTE:

Badge Awarded		

world scout environment



Name: _____

No	Test	Passed	Date
You must have past your 10'" birthday before you start this badge			
There are 5 sections to this badge. You must complete **ONE** requirement from sections 1, 2 and 3 and **ALL** requirements in sections 4 and 5			
SECTION 1			
A.	Find out about three water borne diseases and how to prevent them. Create a poster/storybook/song/play to teach others about the dangers of water borne diseases		
	OR		
B.	Conduct a miniSASS at your local waterway. Record your findings in a log book		
	OR		
C.	Carry out an experiment to test the air for pollution (e.g. charcoal burning or car fumes).		
SECTION 2			
A.	Visit a wildlife rehabilitation centre, game or nature reserve, communal land (e.g. forest or rangeland) to discover the loss of biodiversity and natural habitat and convey what you learnt to the examiner		
	OR		
B.	Take part in a nature clean-up lasting half a day and report the results to the examiner.		
	OR		
C.	Make and display an environmental impact poster/story indicating good and bad practices affecting biodiversity and natural resources		
SECTION 3			
A.	Name five harmful substances and their impacts/effects to people and the environment, and alternate natural remedies to replace them		

	OR		
B.	Make compost or a worm-farm. Make notes on the progress of the compost/worm- farm over a month and explain how you expect your garden/crops to benefit from it.		
	OR		
C.	Make a natural fertilizer. Use on your crops or garden and make notes of your observation over a month		
	OR		
D.	Carry out an experiment to observe the time it takes for different items to decompose. Bury natural, e.g. citrus peel, scrap food, a flower/leaves and man- made materials, e.g. cardboard, tin can, plastic in the ground and leave for one month before removing and observing the difference		
SECTION 4			
A.	Earn the recycling badge		
	OR		
B.	Make a poster of how five common wastes in your community can be reused or recycled		
SECTION 5			
A.	Plan what you could do in the event of: • An oil spill • A fire in your community (shack/veld) • A flood in your community • Storm damage • Drought		

PARENT/TRAINER NOTE:

Badge Awarded		